

START OFFLINE

How to Use Remote Desktop Manager Offline Mode



**LETS YOU CONNECT TO A LOCAL
COPY OF YOUR DATA
SOURCE WHEN YOUR
DATABASE IS UNAVAILABLE**

Remote Desktop Manager [offline mode](#) lets you connect to a local copy of your data source when your database is unavailable. But before you can do this, you need to grant access on three levels:

User level

(settings can be changed in the User permissions)

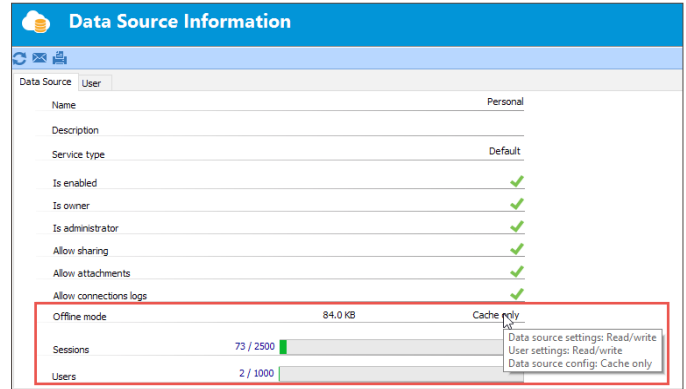
System level

(settings can be changed in the Data Source settings)

Machine level

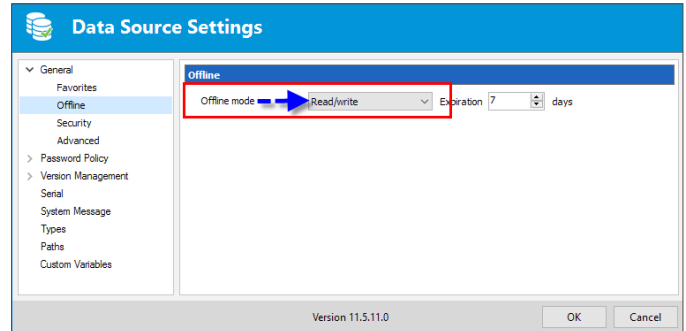
(settings can be changed in the Data Source configuration)

If you wonder what offline mode you are currently using in your data source, go in **File – My Data Source Information**. Simply hover over the offline mode method to see each level setting.



There are also three permission levels associated with the offline mode:

- **Disabled** - this prevents an offline cache from being used
- **Read-only** – this allows the user to browse and launch sessions
- **Read/Write** – this allows the user to add, update and delete sessions



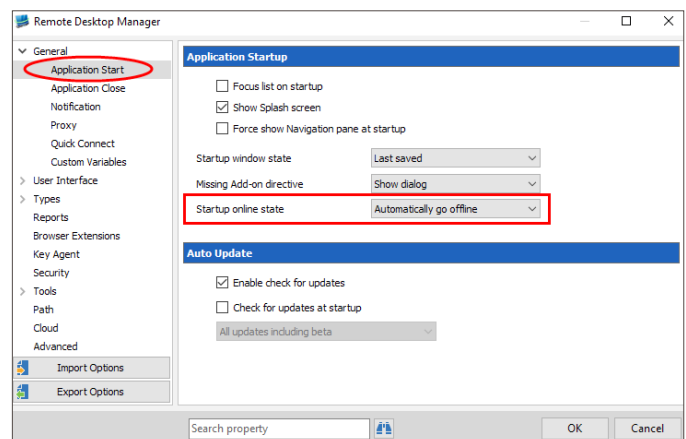
Simply grant access and set the permissions and you're all set! You'll be accessing Remote Desktop Manager from the patio, your favorite café, or anywhere else you need to be.

Surprise Extra!

Although this is a mini refresher, there's actually something **NEW** we want you to know about. As you know, internet access when you're on the road can sometimes be sporadic. And with Remote Desktop Manager, you may not love the fact that you have to go through various warning pop-ups to access your data in offline mode.

Well guess what? Now you can bypass them! Simply go to: **File – Options – General – Application start – Startup online state**, and then toggle **Automatically go offline**.

Once you do this, Remote Desktop Manager will automatically open in offline mode until you change it back. It's a great option when you know you'll be on the road, and your internet access will be unavailable.



If you want to learn more, we've put together a helpful tutorial video covering Remote Desktop Manager offline mode – [you'll find it here](#). Enjoy! As always, please let us know your thoughts by using the comment feature of the blog. You can also visit our forums to get help and submit feature requests, you can find them [here](#).