

Devolutions Password Server




[NEW RELEASE] Devolutions Password Server 6.0



[Devolutions Password Server](#) offers users a way to manage, store and securely share strong passwords. At the same time, it gives IT departments the power to manage roles, monitor changes, launch remote connections, and even store credentials to import assets. When used in combination with [Remote Desktop Manager](#), Devolutions Password Server is a key part of a robust Privileged Access Management system.

What's New in 6.0?

Devolutions Password Server 6.0 features several improvements and additions, including two that I know many IT pros in our community have been waiting for: the ability to connect to an Office365 account and a new Azure configuration login in the DPS console. You asked and we listened!



The screenshot shows the 'Remote Desktop Manager - Server Settings' window. The left sidebar contains a navigation menu with the following items: General, Database, Authentication, Domain, Office365 (highlighted), Two-Factor, Security, GeoIP Security, IIS, Email, Logging, Features, Scheduler, and Advanced. The main content area is titled 'Server Settings' and is divided into several sections:

- Office365 Parameters**:
 - Tenant ID: [Text input field]
 - Native application (RDM)**:
 - Client ID: [Text input field]
 - Resource ID: [Text input field]
 - Redirect URI: [Text input field]
 - Web application**:
 - Client ID: [Text input field]
 - Sync**:
 - Client ID: [Text input field]
 - Resource ID: [Text input field]
 - Redirect URI: [Text input field]
- Automatic User Creation**:
 - Auto create Office365 users
 - Create read-only user
 - Default repository: [Dropdown menu]
- Office365 Sync**:
 - Administrator Credentials**:
 - Username: [Text input field]
 - Password: [Text input field]
 - Sync users and groups every: [Spin box: 0] Hours [Spin box: 0] minutes

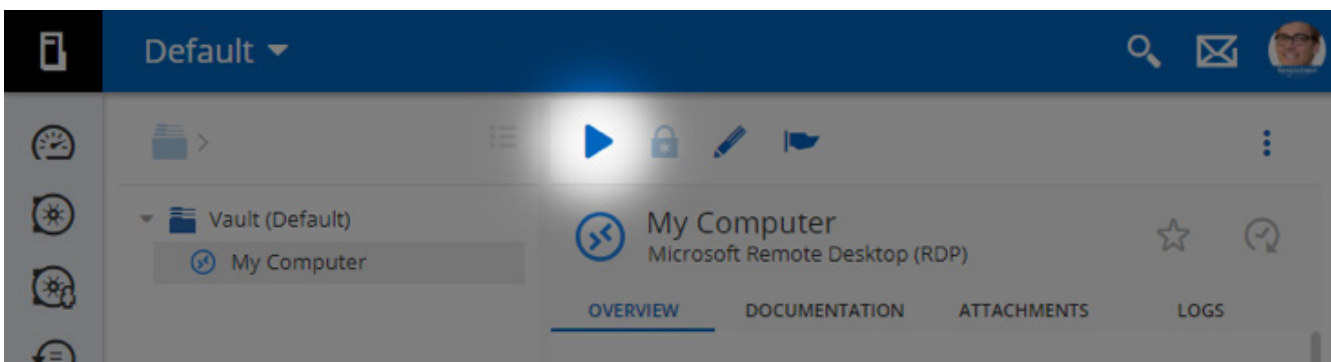
At the bottom of the window, there is a search bar labeled 'Search property', a help icon, and 'Save' and 'Cancel' buttons.

Of course, these aren't the only improvements.

Here are some additional features that are new in DPS 6.0

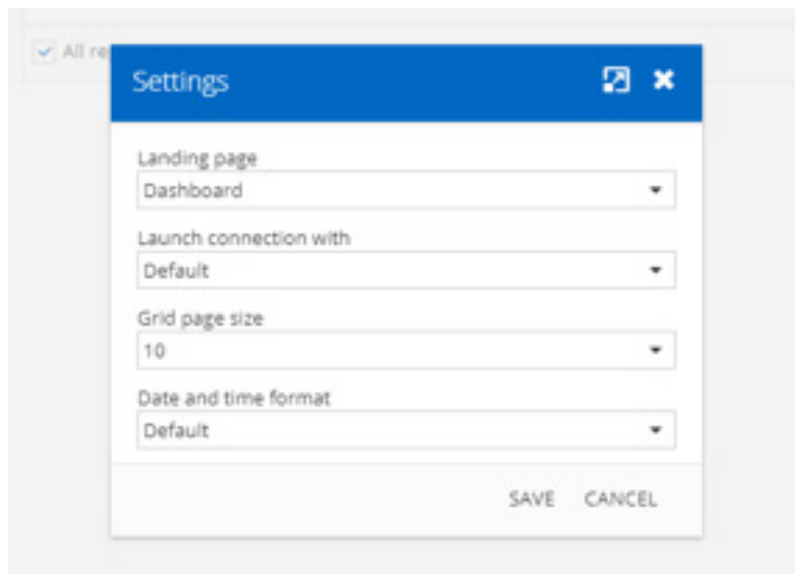
Devolutions Launcher Integration

By now, you're probably familiar with Devolutions Launcher (if not, then I suggest you check out the article here). DPS 6.0 is now fully integrated with Devolutions Launcher. As a result, you can launch your connections directly from DPS instead of RDM. There's also a new setting that lets you choose which launcher to run connections with – Devolutions Launcher or RDM.



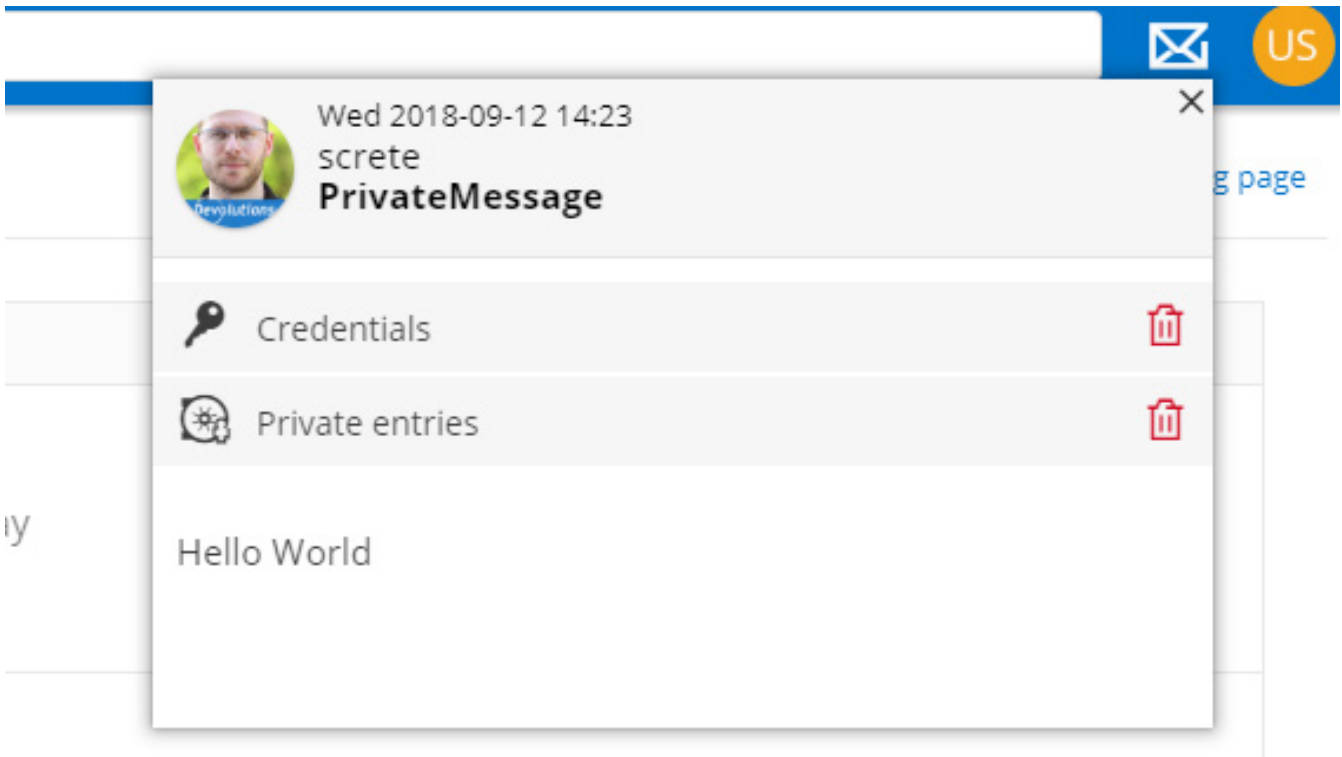
Set Landing Page

We are thrilled to announce that DPS 6.0 offers a feature that many IT pros have requested: you can now set the landing page that appears after login. Simply choose your desired destination from the drop-down menu.



Secure Messaging

It's now possible to send secure messages to other users. You can also send them credentials, which they can access in their private vault.



Role Based Access Control: Streamlined & Centralized Permission Management

An important change that DPS 6.0 brings is the removal of the Security Group section. Some of you shared that you would prefer a leaner way to manage permissions.

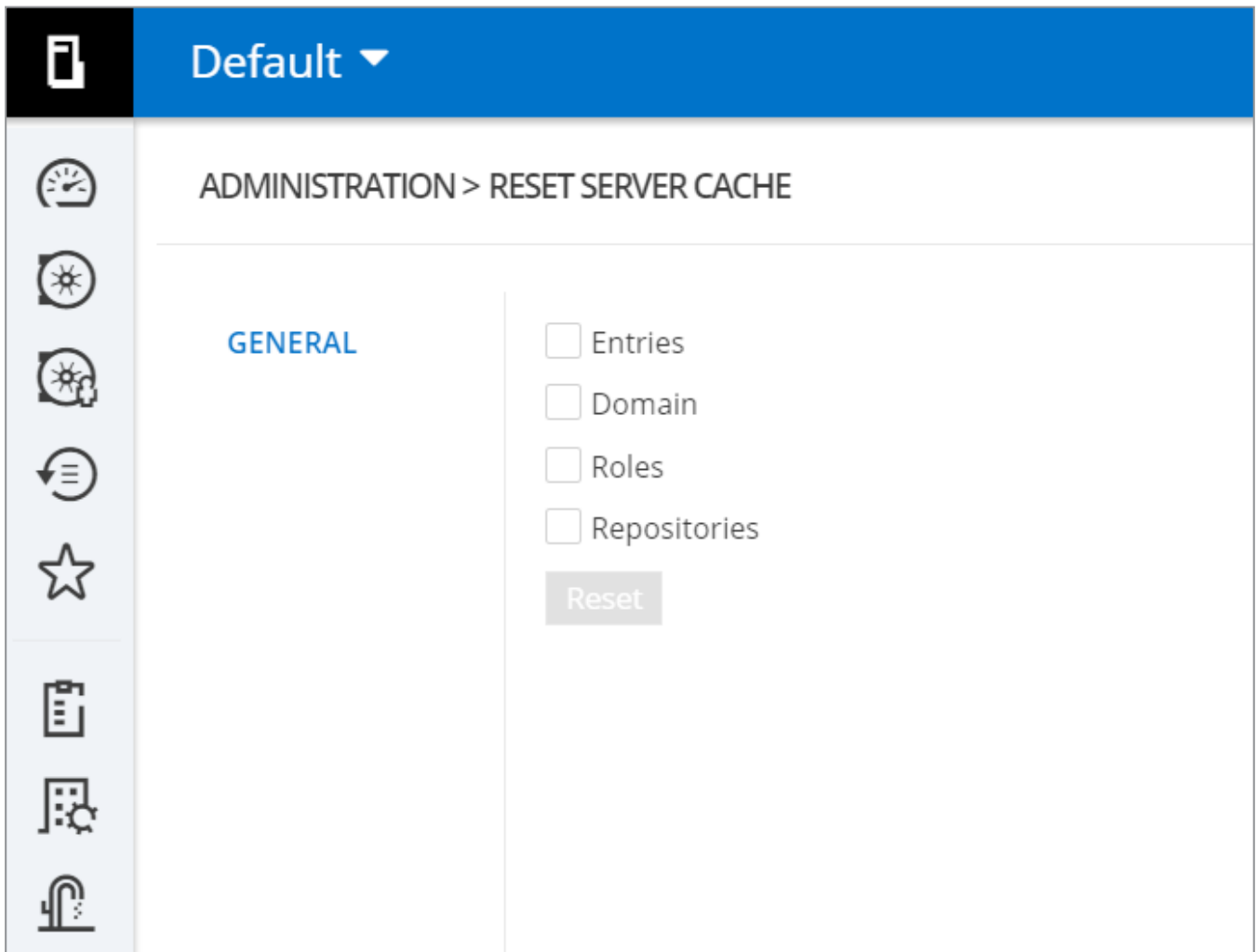
We've listened and have removed the security groups, so that permission can be managed by roles or users in a single location. Permission is now centralized and managed by roles and users. (For those of you that still want to use them, simply check "Use Legacy Security".)

Enhanced Reporting

You can now schedule the reports that you'd like to receive. It's a great option if you need to keep your boss (or bosses) updated, and for auditing and tracking purposes.

Reset Server Cache

You can now reset your server cache directly from Devolutions Password Server's web application. This should make all of the DPS Administrators happy!



DPS 6.0 also helps you increase the security in your organization.

New security features include:
The ability to show a user's activity logs in the user's list.

The screenshot displays the 'User activity' window in the DPS interface. On the left, a table lists users with columns for 'User Type', 'Is Enabled', and 'Reset 2FA Requested'. On the right, a detailed activity log for a selected user (ARD) is shown, with columns for 'Connection', 'Message', and 'Log Date'. The log shows multiple 'Password viewed' events and one 'Report opened: Pass...' event.

User Type	Is Enabled	Reset 2FA Requested
Read only user	✓	
Read only user	✓	
Read only user	✓	
Restricted user	✓	
User	✓	
Administrator	✓	
Administrator	✓	
Administrator	✓	
Restricted user	✓	
Administrator	✓	
Restricted user	✓	

Connection	Message	Log Date
ARD	Password viewed	Wed, 29-08-2018 18:55
ARD	Password viewed	Wed, 29-08-2018 18:54
ARD	Password viewed	Wed, 29-08-2018 18:51
ARD	Password viewed	Wed, 29-08-2018 18:51
ARD	Password viewed	Wed, 29-08-2018 18:49
ARD	Password viewed	Wed, 29-08-2018 18:49
ARD	Password viewed	Wed, 29-08-2018 18:49
ARD	Password viewed	Wed, 29-08-2018 18:47
ARD	Password viewed	Wed, 29-08-2018 18:47
ARD	Password viewed	Wed, 29-08-2018 18:46
ARD	Password viewed	Wed, 29-08-2018 18:43
ARD	Password viewed	Wed, 29-08-2018 18:43
ARD	Password viewed	Wed, 29-08-2018 18:43
ARD	Password viewed	Wed, 29-08-2018 18:43
ARD	Password viewed	Wed, 29-08-2018 18:39
	Report opened: Pass...	Wed, 29-08-2018 18:37
ARD	Password viewed	Wed, 29-08-2018 18:37
ARD	Viewed entry	Wed, 29-08-2018 18:28

- New logs for when a user opens a report or checks in/checks out from DPS. Plus, you can get more information through the "Log Details" and "Connection Log".
- You can now set the time of inactivity that is required to automatically log out an account from DPS. This helps reduce the risk of insider threats

DPS 6.0 also brings many awesome features like:

- **Slack integration:** You can now automatically post every activity logs in a slack channel
- **Active Directory user synchronization:** You can now synchronize your AD groups for faster security validations in DPS
- **I've been pwned validation:** verify if a password that you're using (or are thinking of using) has been pwned by hackers
- **New UI:** We worked on the DPS UI and [web interface](#) to make it more fluid and efficient
- And many more new features and improvements like check-in/check-out for sessions and password analyzer in private vault.

How to Get Devolutions Password Server 6.0

- If you currently have DPS, you can upgrade to 6.0 by clicking [here](#). Make sure to contact our support team before upgrading to DPS 6.0. They will help you perform the upgrade with you in a remote session.
- If you're interested in learning more about DPS, you can request [a trial](#) or a [live demo](#).
- If you're ready to add DPS to your organization, you can buy it [here](#) and then [download the console](#).

Share Your Thoughts

We wouldn't be here without you! That's why we listen to everything you have to say. Don't hesitate to [contact me](#) or contact our teams on [our forum](#) for feature requests, to report bugs, and to share your views and experiences with DPS 6.0. Your feedback will help us plan DPS 7.0 (which we've already started working on, of course!).