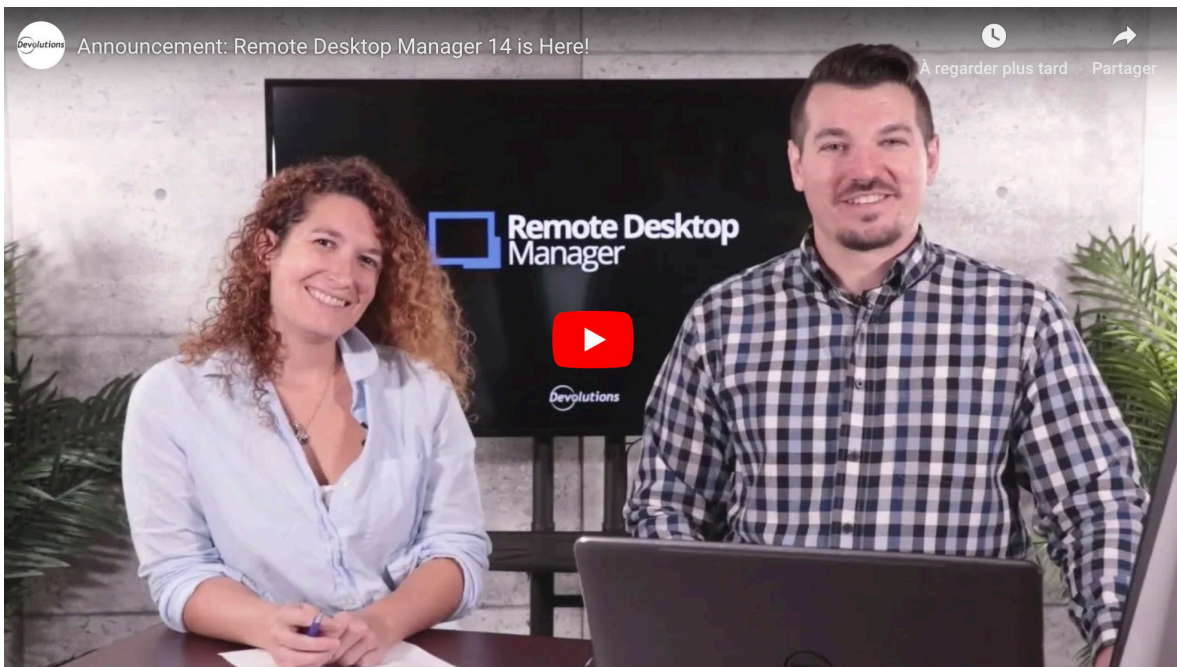




[VIDEO] Remote Desktop Manager 14: 10 New Enhancements and Features



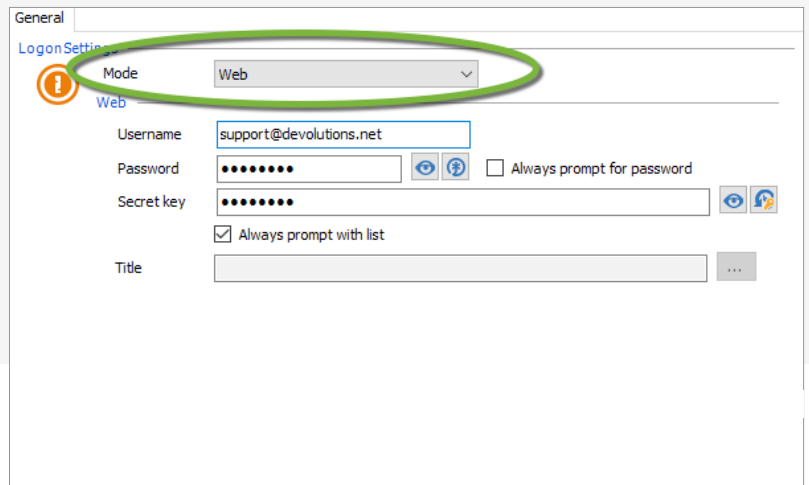
Are you ready for this? REMOTE DESTKOP MANAGER 14 IS OUTTTTTT!!! OK — I'll calm down, but I'm excited because our team has put in so much hard work on this one. I thought it would be fun to take a look at my 10 favorite new enhancements and features. [All righty then](#). Let's get this show on the road!

1. 1Password OPvault Support

If you've recently used 1Password with local files, you've probably noticed that they've changed their local database extension to 1Password.opvault, which wasn't supported in RDM. So our engineering department jumped into action, and I'm happy to announce that the 1Password.opvault extension is once again supported by RDM.

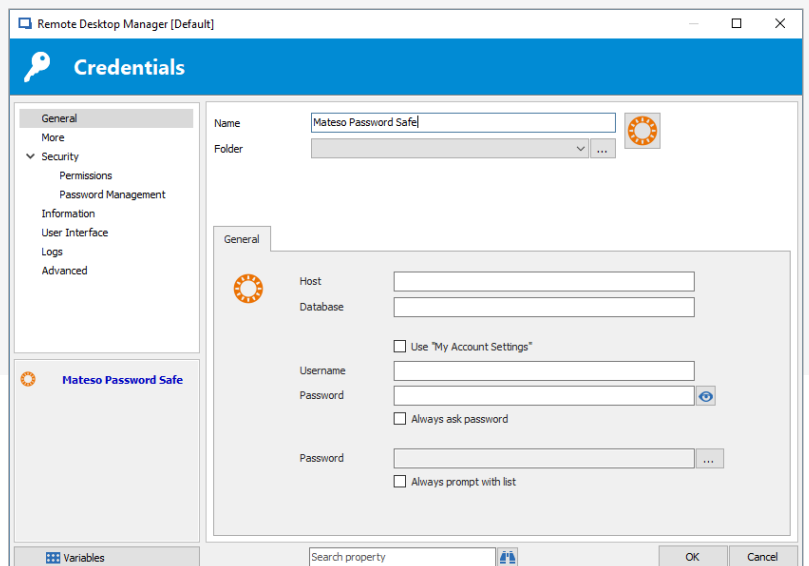
2. 1Password Web Support

While our engineers were taking a closer look at 1Password, they discovered that the cloud version of 1Password wasn't supported in RDM, so they've decided to add that as well. Wasn't that thoughtful of them?



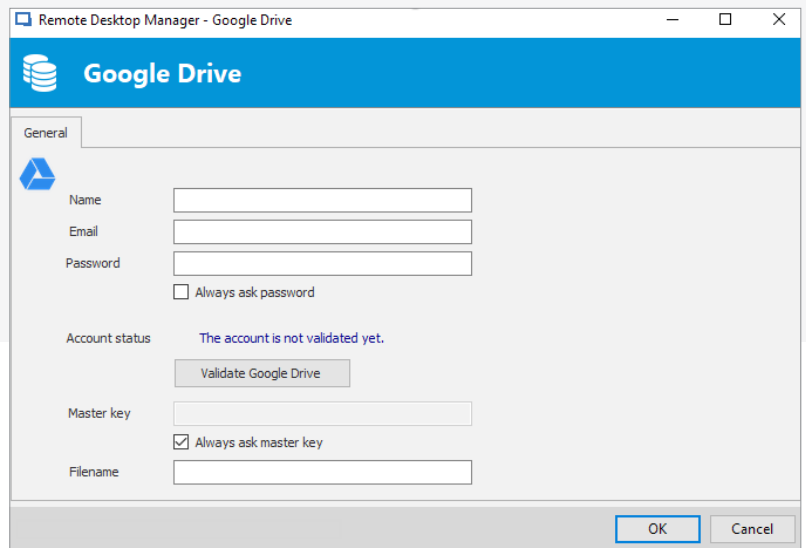
3. Password Safe by Mateso Integration

Password Safe by Mateso is now integrated with RDM. This tool was created in the late 90s, and it quickly became a market leader in Germany and several other European countries.



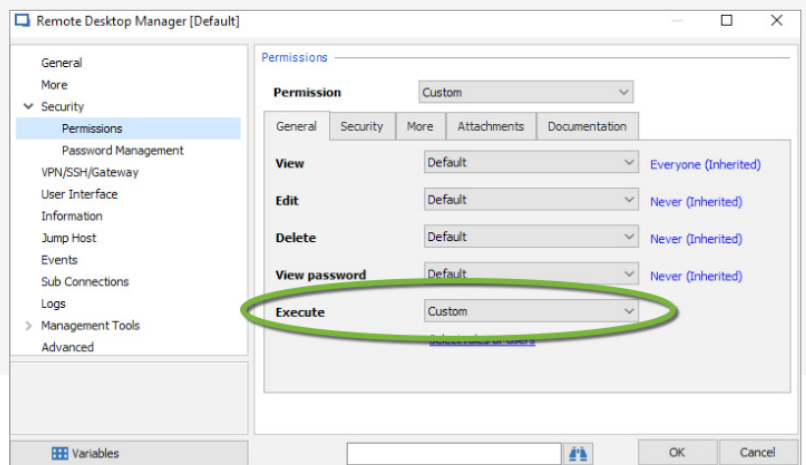
4. Google Drive Data Source

RDM supports several data sources, but Google Drive wasn't one of them – until now! In RDM 14, you can point your data source directly to your Google Drive.



5. Execute Permission

In RDM, access to entries are managed by permissions, such as View, Edit, Delete or View Password. To give you even more flexibility, we've added a new option called Execute Permission, which allows specific users to open an entry.



6. Repository Enhancement

We've enhanced RDM's repository in two ways. First, when creating a new repository, you can now add users and roles at the same time. This makes it even faster and simpler to manage access rights. Second, we've added a new **Allow Offline** box from the **General Menu**, which allows you to control offline mode at the repository level.

7. Documentation Search

You can now search documentation pages linked to entries found in the current repository. The [documentation search](#) provides a preview of the documentation pages, page title and related entry details. Please note that this feature, which can be found in the **View** ribbon, is only available with SQL Server and Devolutions Password Server data sources.

8. Feature Improvements for MySQL

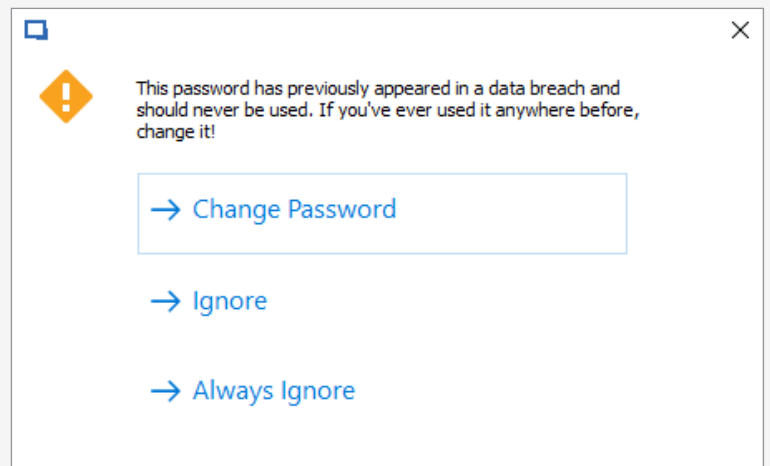
We're working towards giving you all the same features and options with MySQL and for MariaDB that you enjoy when using an SQL server data source. So far, we have added the repository, documentation and favorites. We'll be adding more in the near future.

9. SQL Azure MFA Support

Microsoft has introduced a new [Azure AD Interactive authentication](#) keyword (AKA: Universal) to support MFA. When creating your SQL Azure data source, you can now select the AD Interactive to authenticate with an MFA directly at the data source. To learn more about how to configure SQL Azure for Active Directory connections, please click [here](#).

10. Pwned Password Check

And now for my very favorite new feature in RDM 14: the new **Pwned Check** data source setting! Every password that is saved in an entry will be analyzed, and you'll receive a warning if the password has been "pwned" — which means that it has previously appeared in a data breach and therefore shouldn't be used. It just makes me feel even safer to know that my password is not on some hacker's list somewhere! I'm actually working on a blog about the new Pwned **Check** feature. Stay tuned!



What Do You Think?

I hope you enjoy using these new features as much as I do. Our engineers never cease to amaze me. Just when I think they have finished improving something or making it perfect, they come up with something better.

I'd love to know about your favorite features. Please post your comments and experiences below, or connect with us on our forum. And remember, we're always listening to you, so tell us what you want us to add, change, or remove. Also feel free to let me know if you'd like me to focus on any feature(s) in a new blog post.